

WWW.EPOXYADELAIDE.COM.AU
SALES@EPOXYADELAIDE.COM.AU
1300 00 13 68
@EPOXYFLOORINGADELAIDE



PRODUCTS EPOXY FLOORING ADELAIDE

EXPERIENCE THE DIFFERENCE

RESIDENTIAL

COMMERCIAL

INDUSTRIAL



SCAN ME

2ND EDITION



ABOUT

EPOXY FLOORING ADELAIDE



At Epoxy Flooring Adelaide we aim for excellence in every area, from the initial proposal or site inspection all the way through to the hand over of your new floor and beyond.

With Over 15 years industry experience in all aspects of flooring we can guide you through the entire process to make sure you understand and get the absolute best result possible.

We service a wide range of industries from residential, commercial, industrial and mining with all the same care and respect on each project. We work with you to choose the best system for your project and deliver it with high-quality products, service and workmanship.



FLOOR PREPARATION



The right preparation is one of the most important parts of the process to ensure your floors longevity and adhesion to the concrete subfloor.

CONCRETE FLOOR DIAMOND GRINDER

All surfaces must be prepared by using a diamond floor grinder. The floor grinder will remove the top layer of concrete and expose new, fresh concrete.





Grinding will give the epoxy a strong bond to the concrete which will prevent your new floor from lifting or peeling.

The diamond grinder has an industrial vacuum attached to it, making the process free from airborne dust and mess.






CONCRETE REPAIRS

Repair and strengthen cracks, holes or imperfections in the floor by using an epoxy repair mortar.




Epoxy mortar can be used to repair or build up the floor where height transitions, ramping or larger remediation work is required.



MOST POPULAR FLAKE FLOORING COLOURS



MOST POPULAR PLAIN EPOXY COLOURS



**ALL COLOURS AVAILABLE IN THE FULL RANGE
OF AUSTRALIAN STANDARD COLOURS**

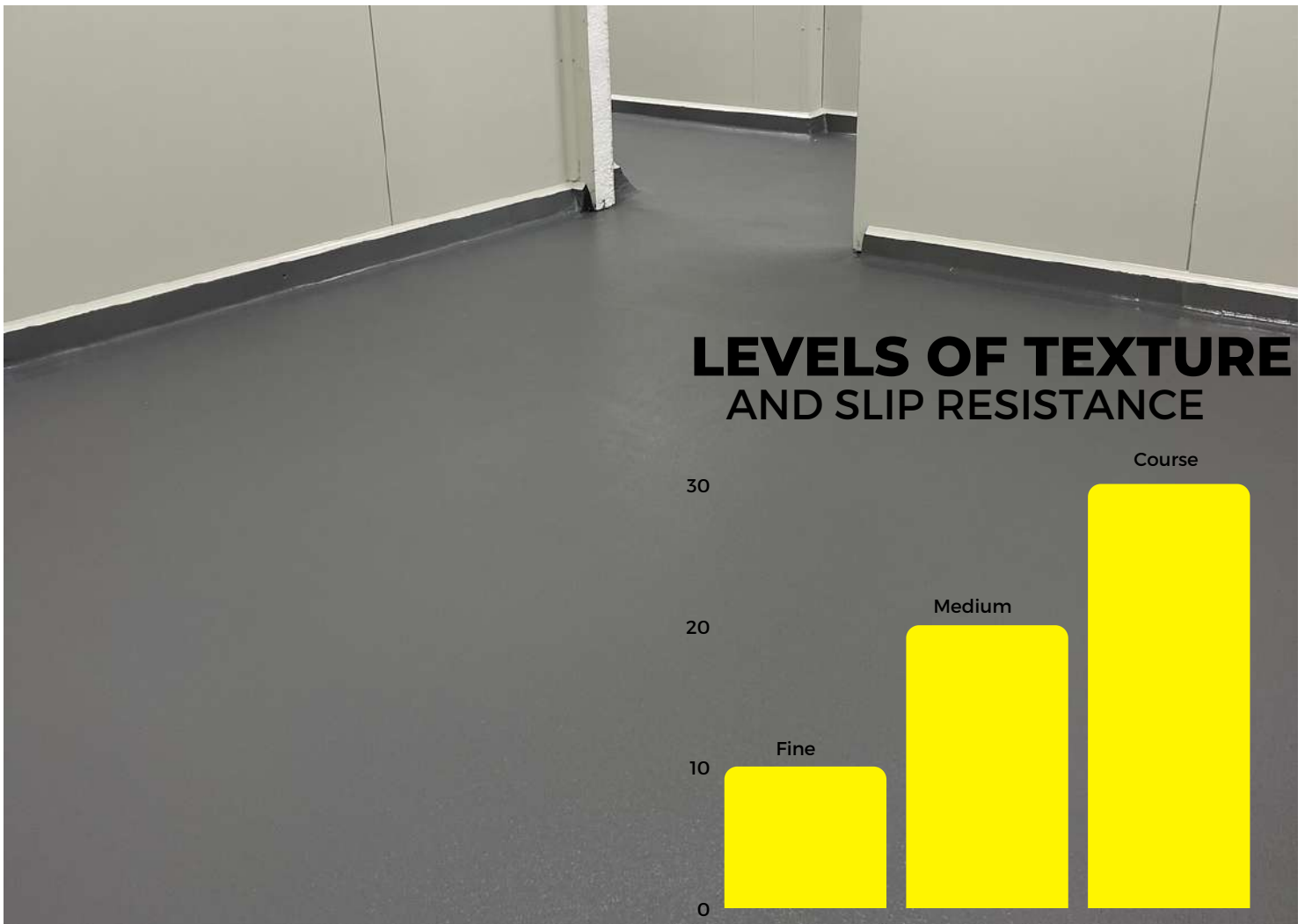


ANTI SLIP TEXTURED FINISHES

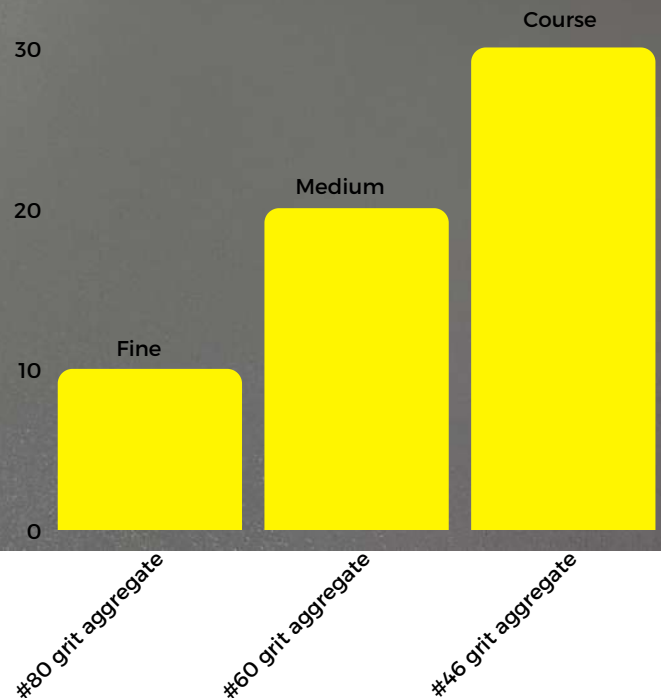


We offer a wide range of finishes in food production and commercial wet areas all the way through to light texture to your garage or shed.

If you want slip resistance on your floor, speak with us about the best solution for you.



LEVELS OF TEXTURE AND SLIP RESISTANCE






GARAGE AND SHEDS






OUTDOOR AREAS AND PATHWAYS





COMMERCIAL AND INDUSTRIAL





PRODUCTION AREAS

COMMERCIAL AND INDUSTRIAL





CONCRETE

REPAIRS AND REMEDIATION





FREQUENTLY ASKED QUESTIONS



ABOUT EPOXY

Epoxy is a two pack resin coating that is applied as a liquid, Part A and Part B.

When Part A and Part B are mixed together a chemical reaction occurs and turns the liquid into a solid which then forms a hard durable surface. Epoxy flooring can be used for any environment that requires a hard wearing, decorative or protective floor.

Quality epoxy stands up extremely well in industrial, commercial, retail and residential environments.

There's a lot of products on the market that don't perform quite as well as epoxy and it's important to know what the key differences are when choosing a floor finish.

Epoxy flooring is typically installed between 0.5mm and 4mm depending on the environment and the chosen finish.

INSTALLATION

Typically an epoxy floor consists of 3 coats. Depending on the preparation work required, your average project goes for 3-4 days. This will depend on the size of the area, the chosen floor finish and the project schedule.

Epoxy flooring is usually applied by a roller, squeegee or trowel depending on the type of floor finish chosen.

CURING TIMES

Touch Dry:	12+ hours after completion.
Foot traffic:	24+ hours after completion.
Light equipment:	3 days after completion.
Vehicle traffic:	7 days after completion.

There's options for different products with shorter cure times depending on the turn around times required for your floor, but most products have similar rules around curing times and return to service.



WARRANTY AND GUARANTEE



Your flooring is installed only by specially trained and experienced tradesman using only the best products on the market. This means you are assured of a fully qualified professional installing your new floor. No issues and no complications.

We're so confident in the quality of our workmanship that if there is a problem with your floor after installation we will come and fix it without you paying a single cent. (10 years residential and 5 years commercial)

That's how much confidence you can have in our impeccable product and service.



10 YEAR RESIDENTIAL



5 YEAR COMMERCIAL



PROJECT SPECIFIC WARRANTIES AVAILABLE





WE HAVE WORKED WITH....



AND MUCH MORE....




NOTES:





EXPERIENCE THE DIFFERENCE

 sales@epoxyadelaide.com.au

 1300 00 13 68

 www.epoxyadelaide.com.au

 @epoxyflooringadelaide

 @epoxyflooringadelaide



 **SCAN ME**